



Guest Service Guide

2024 -2025

Introduction to Guest Services

Welcome to the Holiday Niseko Guest Service Guide for winter 2024-2025. If you have any questions regarding any of the services in this guide please don't hesitate to contact your Holiday Niseko agent or **res@holidayniseko.com**

We look forward to meeting you!

The Holiday Niseko Team

Reservation Office Hours

Summer

May 5-Nov 30

Monday to Friday 9am -5pm

Winter

Dec 1 - March 31st

7 days a week 8:30am - 5:30pm

Contact Information

Phone +81 (0)136-21-6221

Important Information



BOOK IN ADVANCE TO AVOID DISAPPOINTMENT

Pre-book as soon as possible if you would like airport transfers and ski lessons. There is limited availability so don't miss out.

CANCELLATIONS & CHANGES MAY INCUR PENALTY CHARGES

Due to limited availability, ski schools and transfer companies in Niseko have strict cancellation policies. Please familiarise yourself with the terms and conditions at the end of this guide or check with your agent.

CHECK-OUT TIME IS 10:00AM

DEPARTURE TIME FROM NISEKO- Check-out time is 10am. Late check-outs are not possible. If you have a later flight it is strongly recommended to depart Niseko at 10am rather than wait around. The New Chitose Airport has extensive shopping, restaurants and entertainment areas.

Contents

3. Important Information

TRANSFERS

- 5. Private Transfers - Explore Niseko
- 7. Private Transfers - Sky Station
- 9. Bus Transfers - Resortliner

LIFT TICKETS

- 11. All Mountain Lift Passes
- 13. Hanazono- Grand Hirafu Lift Passes

SKI RENTAL

- 15. Ski Rental - Rhythm
- 17. Ski Rental - Niseko Sports

SKI SCHOOLS, GUIDING & CONCIERGE

- 19. Private Lessons & Guiding.- Rhythm Rides
- 23. Group & Private Lessons - GoSnow
- 30. Private, Guiding & Concierge - Niseko Black
















- 35. Terms and Conditions



Explore Niseko Private Transfers



All transfers are a door to door service between New Chitose Airport (CTS) and Niseko or Niseko and Sapporo city.
For other destinations please contact your agent for details.

From/To Niseko	Sedan	Alphard	Hiace Grand Cabine (van)	Micro Bus	Medium Coach
New Chitose	¥38,200	¥47,100	¥47,100	¥104,000	¥120,000
Sapporo City	¥39,000	¥47,700	¥47,700	¥113,400	¥131,000
Passenger and Luggage Allowance					
No Luggage	3 x 	5 x 	9 x 	15 x 	23 x 
With Baggage Only	2 x  2 x Suitcases 2 Carry-on	3 x  2 x Suitcases 2 x Carry-on	8 x  8 x Suitcases 3 x Carry-on	13 x  13 x Suitcases	23 x  23 x Suitcases
With Ski / Snowboard Bags	2 x  2 x Suitcases 1x Ski/Board bag	3 x  3 x Suitcases 1 x Ski/Board bag	8 x  8 x Suitcases 3 x Ski/Board bags	15 x  15 x Suitcases 3 x Ski/Board bags	23 x  23 x Suitcases 3 - 6 x Ski/Board Bags

Explore Niseko Private Transfers



Options	Sedan / Alphard	Hiace Grand Cabine (van)	Micro Bus	Medium Coach
Stop 1 hour	¥8,700	¥11,500	¥14,500	¥17,400
Drop off 2 places*	¥4,350	¥4,350	¥7,250	¥10,150
Before 6 AM pick-up	¥5,800	¥8,700	¥14,500	¥17,400
After 10 PM pick-up	¥5,800	¥8,700	¥14,500	¥17,400

*Limited to two stops in Hirafu, if the second stop is outside Hirafu extra fees will incur

Please note that if the luggage allowance is exceeded for the vehicle type, you will be charged for a cargo van to take the excess baggage to your accommodation.



Cancellation Policy for Explore Niseko Transfers

72 hours before 100% cancellation charge

72 hours before no changes to pick up time is possible



Sky Station - Private Transfers



Experience hassle-free travel in Hokkaido with Sky Station's private transfer service. Connecting New Chitose Airport, Niseko, Sapporo, and other key destinations, Sky Station offers convenient door-to-door transportation tailored to your schedule.

Skip the buses and trains, and enjoy a more personalized journey. Whether you're headed to the slopes or the city, Sky Station provides a reliable and comfortable start to your Hokkaido adventure.



Cancellation Policy for Sky Station Transfers

14 days (starting from 00:00) prior 20%

7 days (starting from 00:00) prior 30%

6 days (starting from 00:00) to 24 hours prior 50%













Within 24 hours before the trip 100%

Sky Station

Sky Station - Private Transfers



All transfers are a door to door service between New Chitose Airport (CTS) and Niseko or Niseko and Sapporo city. For other destinations please contact your agent for details.

From/To Niseko	Sedan	Alphard	Hiace Grand Cabine (van)	Micro Bus Welcome Center only	Cargo Van
New Chitose	¥38,000	¥48,000	¥54,000	¥106,000	¥38,000
Sapporo City	¥43,000	¥53,000	¥59,000	N/A	¥43,000
Passenger and Luggage Allowance					
No Luggage	3 x 	4 x 	8 x 	12 x 	
With Baggage Only	2 x  2 x Suitcases 2 Carry-on	4 x  2 x Suitcases 2 x Carry-on	8 x  8 x Suitcases	12 x  12 x Suitcases	
With Ski / Snowboard Bags	2 x  2 x Suitcases 1x Ski/Board bag	3 x  3 x Suitcases 1 x Ski/Board bag	8 x  6 x Suitcases 4 x Ski/Board bags	9 x  9 x Suitcases 4 x Ski/Board bags	

Please note that if the luggage allowance is exceeded for the vehicle type, you will be charged for a cargo van to take the excess baggage to your accommodation.

Bus Transfers - Resortliner



Age	One Way	Return
Adult 12 years old and over	¥5,500	¥11,000
Child 11 years old and under	¥4,500	¥9,000
If under 3 years old and does not require a seat. (Will sit on lap)	Free	Free



If you are staying in **Hirafu**, Holiday Niseko provides a free pick up from and drop off to the Hirafu Welcome Center for all bus transfers booked through us.

Minimum Connection times

Flight Arrivals

Domestic 45 minutes

International 60 minutes

Flight Departures

Domestic 60 minutes

International 120 minutes



Bus Timetables




TO HIRAFU, NISEKO - Bus #	101	103	105	107	109	111
New Chitose Airport (Dom.Terminal)	09:45	10:45	11:45	13:45	15:45	17:50
New Chitose Airport (Int'l Terminal)	---	---	---	13:55	15:55	18:00
↓						
Hirafu Welcome Center	12:25	13:25	14:25	16:35	18:35	20:40

TO AIRPORT - Bus #	102	104	106	108	110	112
Hirafu Welcome Center	07:50	09:50	11:40	13:40	14:40	15:40
↓						
New Chitose Airport (Dom.Terminal)	10:40	12:40	14:30	16:30	17:30	18:30
New Chitose Airport (Int'l Terminal)	10:45	12:45	14:35	16:30	17:35	18:35

REGULAR SEASON - All Mountain Lift Passes

14 Dec 2024 - 23 Mar 2025



TYPE	ADULT	SENIOR 65+ / AGE 13-15	AGE 4-12
1 DAY	¥10,500	¥8,900	¥6,300
2 DAYS	¥20,500	¥17,400	¥12,300
3 DAYS	¥30,500	¥25,900	¥18,300
4 DAYS	¥40,500	¥34,400	¥24,300
5 DAYS	¥50,500	¥42,900	¥30,300
6 DAYS	¥60,500	¥51,400	¥36,300
7 DAYS	¥70,500	¥59,900	¥42,300
<i>Multi day passes are only available via pre-order. No counter sales</i>			
8/10 DAYS	¥80,500	¥68,400	¥48,300
9/11 DAYS	¥90,500	¥76,900	¥54,300
10/12 DAYS	¥100,500	¥85,400	¥60,300
11/13 DAYS	¥110,500	¥93,900	¥66,300
12/14 DAYS	¥120,500	¥102,400	¥72,300

The All Mountain lift pass covers all four Niseko resorts - Hanazono, Grand Hirafu, Niseko Village and Annupuri. This is recommended for all guests wanting to make the most of their time on the mountain here in Niseko.

Lift passes of seven days or less can only be used on consecutive days. Eight days or more lift passes have two additional rest days in which the pass holder can choose their days off.

Lift passes can be reissued at the lift pass counter by paying a ¥3,000 fee. The lift pass number (located on the front of the pass) is required for this.

SHOULDER SEASON - All Mountain Lift Passes

Nov 30 -13 Dec 2024 & Spring 24 Mar to 6 Apr 2025



TYPE	ADULT	SENIOR 65+ / AGE 13-15	AGE 4-12
1 DAY	¥7,400	¥6,300	¥4,400
2 DAYS	¥14,400	¥12,200	¥8,600
3 DAYS	¥21,400	¥18,200	¥12,800
4 DAYS	¥28,400	¥24,100	¥17,000
5 DAYS	¥35,400	¥30,100	¥21,200
6 DAYS	¥42,400	¥36,000	¥25,400
7 DAYS	¥49,400	¥42,000	¥29,600
<i>Multi day passes are only available via pre-order. No counter sales</i>			
8/10 DAYS	¥56,400	¥47,900	¥38,800
9/11 DAYS	¥63,400	¥53,800	¥38,000
10/12 DAYS	¥70,400	¥59,800	¥42,200
11/13 DAYS	¥77,400	¥65,800	46,400
12/14 DAYS	¥84,400	¥71,700	¥50,600

The All Mountain lift pass covers all four Niseko resorts - Hanazono, Grand Hirafu, Niseko Village and Annupuri. This is recommended for all guests wanting to make the most of their time on the mountain here in Niseko.

Lift passes of seven days or less can only be used on consecutive days. Eight days or more lift passes have two additional rest days in which the pass holder can choose their days off.

Lift passes can be reissued at the lift pass counter by paying a ¥3,000 fee. The lift pass number (located on the front of the pass) is required for this.

Hanazono-Grand Hirafu Lift Passes



Regular Season Dec. 14, 2025 - Mar. 23, 2025

Includes Night skiing 16:30~19:00

TYPE	ADULT	SENIOR 65+ / AGE 13-15	AGE 4-12
1 DAY	¥9,500	¥8,100	¥5,700
2 DAY	¥18,500	¥15,700	¥11,100
3 DAY	¥27,500	¥23,400	¥16,500
4 DAY	¥36,500	¥31,000	¥21,900
5 DAY	¥45,500	¥38,700	¥27,300
6 DAY	¥54,500	¥46,300	¥32,700
7 DAY	¥63,500	¥54,000	¥38,100

The Hanazono and Grand Hirafu Lift Ticket which covers the Hanazono and Hirafu areas (roughly 60% of the total skiing area)

Hanazono-Grand Hirafu Lift Passes



Early Season Nov 30, 2024 - Dec 13, 2024

Spring Season Mar. 24, 2025 - Apr. 6, 2025

TYPE	ADULT	SENIOR 65+ / AGE 13-15	AGE 4-12
1 DAY	¥6,700	¥5,700	¥4,000
2 DAY	¥13,100	¥11,100	¥7,900
3 DAY	¥19,500	¥16,600	¥11,700
4 DAY	¥25,900	¥22,000	¥15,500
5 DAY	¥32,300	¥27,500	¥19,400
6 DAY	¥38,700	¥32,900	¥23,200
7 DAY	¥45,100	¥38,300	¥27,100

The Hanazono and Grand Hirafu Lift Ticket which covers the Hanazono and Hirafu areas (roughly 60% of the total skiing area)



Ski Rental

RHYTHM
JAPAN 



- ✓ Free rental swaps. Try different models.
- ✓ Kids 13 years and younger
- ✓ Extensive range of brands.
- ✓ Large retail store for outerwear and base layers.
- ✓ Free pick-up and drop-off service.

RHYTHM

JAPAN

		1 DAY	2 DAY	3 DAY	4 DAY	5 DAY	6 DAY	7 DAY	+1
PREMIUM SKI OR BOARD									
ADULT	Skis & Poles or Snowboard + Boots	9,500	16,500	22,500	28,500	34,500	40,500	46,500	5,000
	Skis & Poles or Snowboard	8,000	14,000	20,000	26,000	32,000	38,000	44,000	5,000
KIDS	Skis & Poles or Snowboard + Boots	7,000	11,500	15,500	19,500	23,500	27,500	31,500	3,000
	Skis & Poles or Snowboard	6,000	10,000	14,000	18,000	22,000	26,000	30,000	3,000
STANDARD SKI OR BOARD									
ADULT	Skis & Poles or Snowboard + Boots	7,500	13,500	18,500	23,500	28,500	33,500	38,500	4,000
	Skis & Poles or Snowboard	6,000	11,000	16,000	21,000	26,000	31,000	36,000	4,000
KIDS	Skis & Poles or Snowboard + Boots	6,000	9,500	12,500	15,500	18,500	21,500	24,500	2,500
	Skis & Poles or Snowboard	5,000	8,000	11,000	14,000	17,000	20,000	23,000	2,500
CLOTHING & ACCESSORIES									
ADULT JACKET OR PANTS		3,000	5,000	6,500	8,000	9,500	11,000	12,500	700
KIDS JACKET OR PANTS		2,000	3,000	3,500	4,000	4,500	5,000	5,500	400
HELMET		2,500	3,500	4,300	5,100	5,900	6,700	7,500	500
APRÉS BOOTS		2,000	3,000	3,500	4,000	4,500	5,000	5,500	400
SKI OR SNOWBOARD BOOTS		3,500	5,500	6,500	7,500	8,500	9,500	10,500	600
SNOWBOARD BINDINGS		3,000	5,000	6,000	7,000	8,000	9,000	10,000	600
WRIST GUARDS		800	1,400	1,800	2,200	2,600	3,000	3,400	300
SKI POLES		800	1,400	1,800	2,200	2,600	3,000	3,400	300

Niseko Sports Ski Rental



- ✓ Free rental swaps for Premium Range.
- ✓ Free Overnight storage for skis and boards.
- ✓ Pick up from 3pm the day before.
- ✓ Four convenient locations
- ✓ Free pick-up and drop-off service from.
- ✓ Extensive range of brands.

Niseko Sports Ski Rental



PRICES IN JPY

SKIS / SNOWBOARD PACKAGES	1	2	3	4	5	6	7	Extra
PREMIUM Skis + Poles + boots / Snowboard + boots	9,500	16,500	23,500	30,500	37,500	44,500	51,500	+ 7,000
ECONOMY Skis + Poles + boots / Snowboard + boots	7,500	13,500	19,500	25,500	31,500	37,500	43,500	+ 6,000
CHILD (14 & Under) Skis + Poles + boots / Snowboard + boots	5,500	9,500	13,500	17,500	21,500	25,500	29,500	+4,000

SKIS and POLES / SNOWBOARD ONLY	1	2	3	4	5	6	7	Extra
PREMIUM Skis + Poles / Snowboard	8,000	14,000	20,000	26,000	32,000	38,000	44,000	+ 6,000
ECONOMY Skis + Poles / Snowboard	6,500	11,500	16,500	21,500	26,500	31,500	36,500	+ 5,000
CHILD (14 & Under) Skis + Poles / Snowboard	4,500	7,700	10,500	13,500	16,500	19,500	22,500	+ 3,000

OTHERS	1	2	3	4	5	6	7	Extra
ADULT Jacket or Pants	3,000	5,500	8,000	10,500	13,000	15,500	18,000	+ 2,500
ADULT Jacket & Pants set	6,000	11,000	16,000	20,100	26,000	31,000	36,000	+ 5,000
CHILD Jacket or Pants	2,000	3,500	5,000	6,500	8,000	9,500	11,000	+ 1,500
CHILD Jacket & Pants set	4,000	7,000	10,000	13,000	16,000	19,000	22,000	+ 3,000
Helmet	2,000	3,500	5,000	6,500	8,000	9,500	11,000	+ 1,500
Ski or Snowboard boots ONLY	3,500	6,000	8,500	11,000	13,500	16,000	18,500	+ 2,500

Private Lessons - Rhythm Rides

RHYTHM
JAPAN

Do you want to improve your skiing or snowboarding skills this winter in Niseko? Rhythm Rides offer private lessons for everyone. It could be your first time on snow, or you're comfortable ripping blacks, our lessons are tailored to meet all ability levels and goals.

You can choose to start your lesson in either Grand Hirafu or Annupuri (full-day only,) and our highly-certified team of passionate pros will ensure that you receive a lesson that is personal to you

Benefits:

- Grand Hirafu or Annupuri start location
- Flexible start time and lesson durations.
- A team of highly qualified team passionate pros!



Private Lessons - Rhythm Rides



PEAK

Dec 16 - Feb 2

Type	Duration	Time	Lesson Price	Guests
Full Day Private	6 hours	Flexible start time	¥105,000	Up to 6

REGULAR SEASON

Dec 9 - Dec 15 & Feb 3 - March 31st

Type	Duration	Time	Lesson Price	Guests
Full Day Private	6 hours	Flexible start time	¥90,000	Up to 6

* Private lessons with children under 7. Lessons for 3 - 4 year olds are available for a maximum of 2 guests per lesson. Lessons for 5 - 6 year olds are available for a maximum of 3 guests per lesson.

Resort Guiding - Rhythm Rides

RHYTHM
JAPAN

Are you an experienced rider but new to Niseko? Rhythm Rides offers Resort Guiding, the best way to discover the mountain by taking the guesswork out of where to find the best snow!

On this 6.5 hour day, you can explore the terrain available inbounds within Grand Hirafu, Hanazono, Niseko Village and Annupuri Resort. Tailored to your goals and ability level, Resort Guiding is the perfect way to get the most out of your time on the mountain with family and friends, as your expert guide leads the way.

IMPORTANT

- Guiding & touring end date is subject to spring snow conditions.
- This is an inbounds tour and therefore does not access the backcountry terrain accessible via the Niseko United or other gate systems.
- Suitable for those level four and above – there is no instruction on this tour.
- As this tour is suitable for skiers and boarders to ride together, your guide is not allocated based on discipline.



From 90,000 JPY

For up to 6 people

Backcountry Guiding - Rhythm Rides

RHYTHM
JAPAN

Are you ready for an unforgettable backcountry experience in Niseko? Rhythm Rides offers lift-accessed backcountry guiding that will take you to remote backcountry terrain accessible via the resort. Our 6.5 hour tour is designed for intermediate and above riders. Your expert guide will tailor the day to suit your goals, and their local knowledge guarantees you find the best possible lines for the conditions that day.

We'll take you to the backcountry zones accessible through Niseko's famous gate system. The terrain can be reached using the lift infrastructure, with even more zones opening up if you're happy to do a short hike to the peak of Annupuri.

- There is no guarantee that gates will open each day as this is heavily dependent on the weather and conditions. If the gate system is partially open, the tour will still run and your guide will access the best snow and terrain available.
- It is not possible to rearrange the tour due to lack of 'powder' – if the lifts are operating, and the gate system is open the tour will run.
- Guiding & touring start/end date is subject to spring snow conditions.
- Suitable for those high intermediate and above – there is no instruction on this tour.
- The minimum age requirement for this tour is 14.



From 100,000 JPY

For up to 5 people

- Suitable for those with no prior experience in the backcountry.
- Includes avalanche safety equipment (backpack, beacon, shovel, probe) for each guest.

IMPORTANT

Ski School



GoSnow is the official international snowsports school of Niseko Grand Hirafu Resort offering lessons to guests of all ages and abilities

[More info](#)



- ✓ Exclusive Priority Lift Lanes in Niseko Grand Hirafu Resort
- ✓ All lessons in English by qualified international staff
- ✓ Maximum class sizes
- ✓ Private on-snow Learning Areas, including three Magic Carpets
- ✓ On-snow kids facilities

Kid's Lessons Age 3-6



- Ski Only (*Snowboard lessons not available*)
- Conveniently located at the Gondola Base
- Children must be a minimum of 3 years old on the day of the lesson
- Children must be toilet trained
- It is not possible to join the lesson if you arrive after check in closes at 9.30am
- All children are required to have a lift pass (not included in price)
- All children are required to understand and communicate in English
- Ski poles are not required until Black Ninja level
- Full day lesson includes lunch



TYPE	TIME	VALUE	REGULAR	PEAK
		Nov 30 -Dec 15 Mar 1- Mar 31		
Full Day	9:00am Registration 3:15pm Pick Up	¥18,000	Feb 5 - Feb 28 ¥20,000	Dec 16 - Feb 4 ¥24,000
Half Day	9:00am Registration 12:15pm Pick Up	¥14,000	¥16,000	¥19,000

[Ability Levels](#)

[Check-in Location](#)

Kid's Lessons Age 7-14



- Children must be a minimum of 7 years old on the day of the lesson
- It is not possible to join the lesson if you arrive after check in closes at 9.30am
- All children are required to have a lift pass
- All children are required to understand and communicate in English
- Lessons are conducted at our Hirafu Gondola Base only
- Ski poles are not required until Intermediate level
- Full day lesson includes lunch

YAMA RIDERS

TYPE	TIME	VALUE	REGULAR	PEAK
		Nov 30 -Dec 15 Mar 1 - Mar 31	Feb 5 - Feb 28	Dec 16 - Feb 4
Full Day	9:00am Registration 3:15pm Pick Up	¥16,000	¥18,000	¥22,000
Half Day	9:00am Registration 12:15pm Pick Up	¥12,000	¥14,000	¥17,000

[Ability Levels](#)

[Check-in Location](#)

Adult Group Lessons



- Group Lessons for skiers and snowboarders from **first timers to intermediate levels**
- Conveniently located at the Gondola Base
- Ages 15 years and above
- Full and Half Day options available for both ski and snowboard
- Maximum 6 per class
- Exclusive magic carpet learning area for beginners
- Priority lift lane access for more skilled skiers and snowboarders

GROUP LESSONS

TYPE	TIME	VALUE	REGULAR	PEAK
		Nov 30 -Dec 15 Mar 1 - Mar 31	Feb 5 - Feb 28	Dec 16 - Feb 4
Full Day	9:00am Registration 3:15pm Pick Up	¥15,000	¥17,000	¥20,000
Half Day	9:00am Registration 12:15pm Pick Up	¥12,000	¥14,000	¥17,000

[Ability Levels](#)

[Check-in Location](#)

Adult Workshops



Learn how to ride Niseko's famous deep powder when the conditions are at a premium. Learn the skills needed to ride off piste in deep powder, tackle steep runs, trees, and be guided to the best powder runs on the mountain. If the powder isn't available, enjoy a more technical focus and work on carving, moguls, trees and short turns.

- Explore the terrain park or ride the mountain with a freestyle focus.
- Maximum of 4 people per class.
- For advanced level skiers & snowboarders
- Ages 15 years and above
- Priority lift lane access to fast track you to the best runs on the mountain



Type	Duration	Time	VALUE	REGULAR	PEAK
			Nov 30 -Dec 15 Mar 1 - Mar 31	Feb 5 - Feb 28	Dec 16 - Feb 4
Full Day	6 hours	9:00am - 3:00pm	¥25,000	¥28,000	¥34,000

Lunch and lift pass not included.

[Ability Levels](#)

[Check-in Location](#)

PRIVATE LESSONS

- Available at both the Gondola Base and Family Base
- Flat rate for up to 6 people of similar ability
- Children and adult specialist privates
- Exclusive magic carpet learning area for beginners
- Priority lift lane access for more skilled skiers and snowboarders
- Full Day Privates can enjoy flexible start times and locations within Hirafu
- Lessons are continuous; full day privates require a minimum 30 minute break at your preferred time.
- Lift pass and lunch is not included in the prices.



[Ability Levels](#)

[Check-in Location](#)

Private Lessons



Type	Duration	Time	VALUE Nov 30 -Dec 15 Mar 1 - Mar 31	REGULAR Feb 5 - Feb 28	PEAK Dec 16 - Feb 4
Full Day Private	6 hours	Flexible start time from 8:30am - 10:00am	¥78,000	¥89,000	¥105,000
AM Private	4 hours	Flexible start time from 8:30am - 9.00am	¥62,000	¥70,000	¥83,000
PM Private	2 hours	1:30pm - 3:30pm	¥27,000	¥31,000	¥37,000
First Tracks Private	1 hour	8.30am - 9.30am	¥18,000	¥20,000	¥24,000
Twilight Private	2 hours	4.00pm - 6.00pm	¥23,000	¥26,000	¥31,000

Lunch and lift pass not included.

Private Lessons & Concierge



NISEKO BLACK



NISEKO BLACK

S N O W S P O R T S

Experience the pinnacle of winter sports instruction with Niseko Black Snowsports.

Established in 2012 as an extension of their renowned luxury travel and concierge services, Niseko Black offers an elite ski school experience. Their commitment to exceptional standards ensures personalized, high-end instruction for discerning winter sports enthusiasts.

Whether you're a beginner or looking to refine advanced techniques, Niseko Black's expert instructors will elevate your skills on the pristine slopes of Niseko.

Private Lessons



NISEKO BLACK

SKI/SNOWBOARD LESSONS	High season	Mid season	Low season
FULL DAY - 7hr Private Ski/Snowboard Lesson (Includes one hour lunch break and transfers from chalet)	¥125,000	¥105,000	¥90,000
FULL DAY - 7hr Private Ski/Snowboard Lesson (includes one hour lunch break - meet on snow)	¥109,000	¥91,000	¥78,000
FULL DAY - 7hr Private Ski/Snowboard Lesson in Rusutsu	¥140,000	¥120,000	¥105,000
FULL DAY - 7hr Private Ski/Snowboard Lesson in Kiroro	¥150,000	¥130,000	¥115,000

PEAK DATES High season: **18th Dec - 6th Jan** and **24th Jan - 4th Feb**

Mid season: **13th Dec - 17th Dec** and **7th Jan - 12th Jan** and **5th Feb - 28th Feb**

Low Season: **1st Dec - 12th Dec** and **13th Jan - 23rd Jan** and **1st Mar - 15th Mar**

***Price is per lesson- Up to 4 people per lesson**

Private Lessons



NISEKO BLACK

4hr Private Ski/Snowboard Lesson	¥84,000	¥72,000	¥60,000
HALF DAY AM - 3hr Private Ski/Snowboard Lesson (includes transfers from chalet)	¥78,000	¥59,000	¥51,000
HALF DAY PM - 3hr Private Ski/Snowboard Lesson (includes transfers from chalet)	¥66,000	¥54,000	¥46,000
HALF DAY AM - 3hr Private Ski/Snowboard Lesson (meet on snow)	¥68,000	¥51,000	¥43,000
HALF DAY PM - 3hr Private Ski/Snowboard Lesson (meet on snow)	¥57,000	¥44,000	¥37,000
NIGHT SKIER/RIDER SPECIAL- 2hr Private Ski/Snowboard Lesson	¥43,000	¥36,000	¥31,000

PEAK DATES High season: **18th Dec - 6th Jan** and **24th Jan - 4th Feb**

Mid season: **13th Dec - 17th Dec** and **7th Jan - 12th Jan** and **5th Feb - 28th Feb**

Low Season: **1st Dec - 12th Dec** and **13th Jan - 23rd Jan** and **1st Mar - 15th Mar**

***Price is per lesson- Up to 4 people per lesson**

Private Lessons



NISEKO BLACK

GUIDING

Off-Piste Powder Guiding - Full Day
- Lift Accessed (Niseko/Moiwa)

¥125,000

Off-Piste Powder Guiding - Full Day
- Lift Accessed (Rusutsu/Kiroro)

¥140,000 / ¥150,000

Backcountry Touring- Full Day - Mt. Yotei

¥150,000

Backcountry Touring - Full Day
(e.g.: Iwaonupuri/ Shiribetsudake/ Chisenupuri)

¥135,000

Introduction to Touring- Full Day
(e.g.: Iwaonupuri/ Chisenupuri)

¥125,000

Avalanche Pack Rental

+¥5000

Concierge



NISEKO BLACK



NISEKO BLACK
CONCIERGE

FULL CONCIERGE

¥155,000 / DAY

One of our bi-lingual concierge available with a 9 seater vehicle from 8am to 9.30 pm - perfect for groups with a mixture of skiers and non-skiers (additional hours charged at ¥20,000/h)

Terms & Conditions



Explore Niseko Private Transfers



Cancellation Policy

72 hours before 100% cancellation charge

72 hours before no changes to pick up time is possible

Flight cancellation

- On the day: If the flight is canceled due to weather or equipment trouble, transfer will be charged as canceled on the day.
Unfortunately, refunds are not possible. We recommend that you use travel insurance.
- Before arrival (the day before): If you contact us to cancel your flight due to bad weather or equipment trouble, we will accept changes, but we may change the dispatch time and vehicle type.

For more details please [click here](#)

Rhythm Ski Rentals



- Cancellations of paid reservations made more than 48 hours prior to the rental start date will receive a full refund.
- Booking amendments made more than 48 hours prior to the rental start date will receive a balance refund in case of reduction.
- Cancellations/reductions of paid reservations within 48 hours will not be refunded. Instead, guests will receive store credit of equal value to the cancelled portion of the booking. Store credit will be valid for the current season, in any Rhythm Stores in Japan or Rhythm Online Store.

Terms & Conditions



Rhythm Rides



- Up until seven days prior, a full refund will be provided for any reason.
- From seven days prior until 48 hours prior a 20% cancellation fee will be incurred.
- Within 48 hours of the booked lesson/tour date a 100% cancellation fee will be incurred.
- Lift passes are not included with any lesson or guiding product. They are required to be purchased separately for the duration of the lesson or guided product, when accessing a resort area.
- No refund will be given for any unused portion of lift passes.
- Every full day lesson includes a 30 minute lunch break, this is required and can be taken at your leisure.



Key points

- Lift passes are obligatory and are not included in the lesson price. They are required for all lifts including the magic carpets
- Cancellations made up to 7 days prior to commencement of the lesson will receive a full refund
- Cancellations made between 7 days and 48 hours prior to the commencement of the lesson will incur a 20% cancellation fee
- Cancellations made within 48 hours of the commencement of the lesson will incur a 100% cancellation fee

Sky Station Private Transfers



Cancellation Policy for Sky Station Transfers

14 days (starting from 00:00) prior 20%

7 days (starting from 00:00) prior 30%

6 days (starting from 00:00) to 24 hours prior 50%

Within 24 hours before the trip 100%

Arrival flight delay

1.If the flight number does not change the car will be dispatched according to the arrival time.

2.If your connecting flight changes, you must notify us direct to us, or through the airline staff.

Failure to notify us may result in your reservation being canceled as a no-show.

Flight Cancellation

(On the day: If the flight is canceled due to weather or equipment problems, the transfer will be charged as canceled on the day. Refunds are not available. We recommend that you purchase travel insurance.

Prior to arrival (the day before): If we are notified of flight cancellations due to bad weather or equipment problems, we will make new arrangements, but please note that during peak periods we may not be able to secure vehicles etc.

No-Show

If a customer cannot be accepted after more than 30 minutes at the domestic exit/ more than 60 minutes at the international exit, the staff will leave the area. Please note that this will result in a no-show cancellation.

not available. We recommend that you purchase travel insurance.



Holiday Niseko Price Disclaimer:

While we strive for accuracy, the prices listed in this guide may not always reflect the most current rates. The correct and final price will be shown during your booking process. Please refer to the pricing displayed at the time of reservation for the most accurate information.